



A First Look at the High School Assessments

September 6, 2007



BOARD OF EDUCATION

- R. Owen Johnson, Jr., Chair
- Verjeana M. Jacobs, Vice Chair
- Donna Hathaway Beck
- Pat J. Fletcher
- Heather Iliff
- Rosalind A. Johnson
- Linda Thornton Thomas
- Ron L. Watson, Ph.D.
- Haywood Perry III, Student Member



DIVISION OF ACCOUNTABILITY

Donna E. Muncey, Ph.D., *Chief*

DEPARTMENT OF TESTING

Dr. Edward Roke; *Director*

Mr. Kenneth Lehman; *Supervisor of Test Administration*

Mrs. Donna Bradshaw-Pelote; *HS Test Administration Specialist*

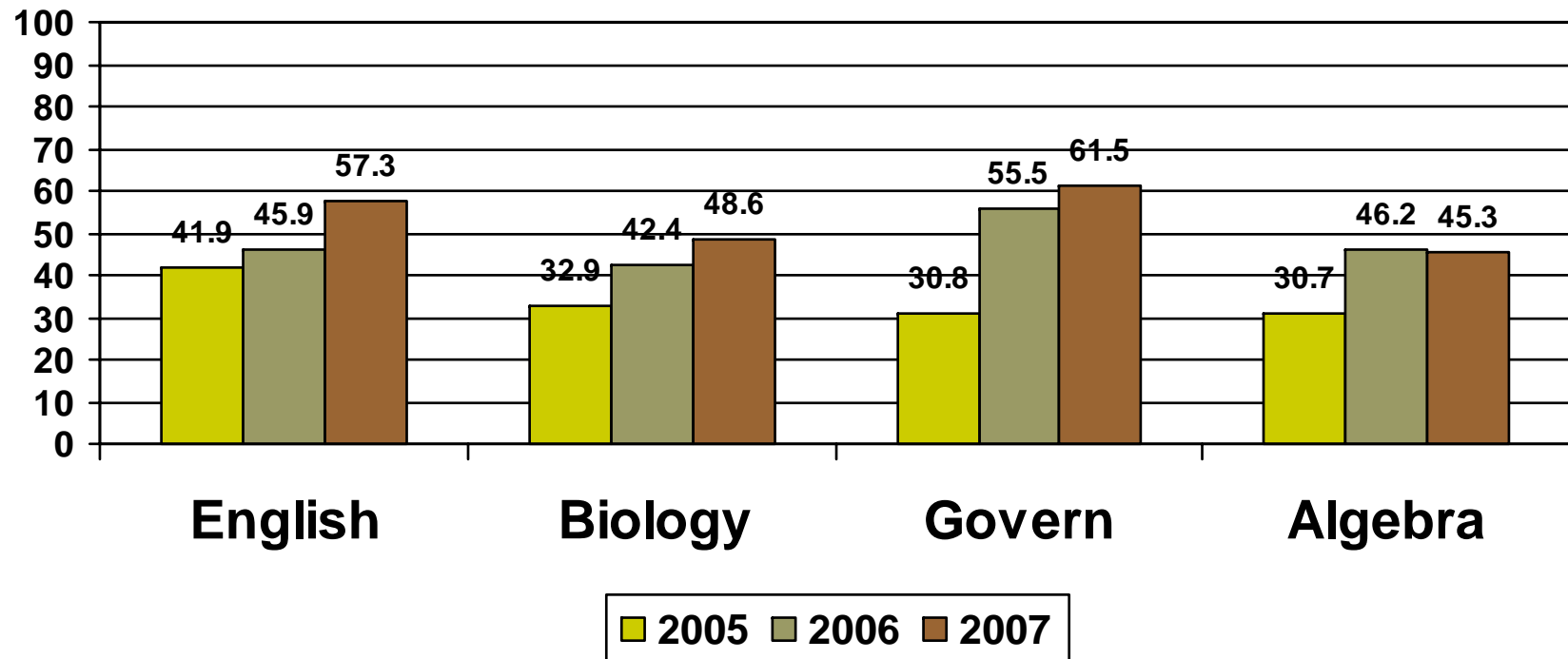
Mr. Troy C. Brockett; *HS Test Administration Specialist*



HIGH SCHOOL ASSESSMENTS

- Overall pass rates over three years
- Pass rates for Class of 2009 students who are entering 11th grade in 2007
 - High schools with overall pass rates of 70% or higher
 - High schools with overall pass rates between 60% and 69.9%
- Middle school participation in High School Assessments
- Support to High School Students still needing to pass one or more HSAs
- Testing opportunities in 2007-2008

OVERALL HIGH SCHOOL ASSESSMENT PASS RATE, 2005-2007



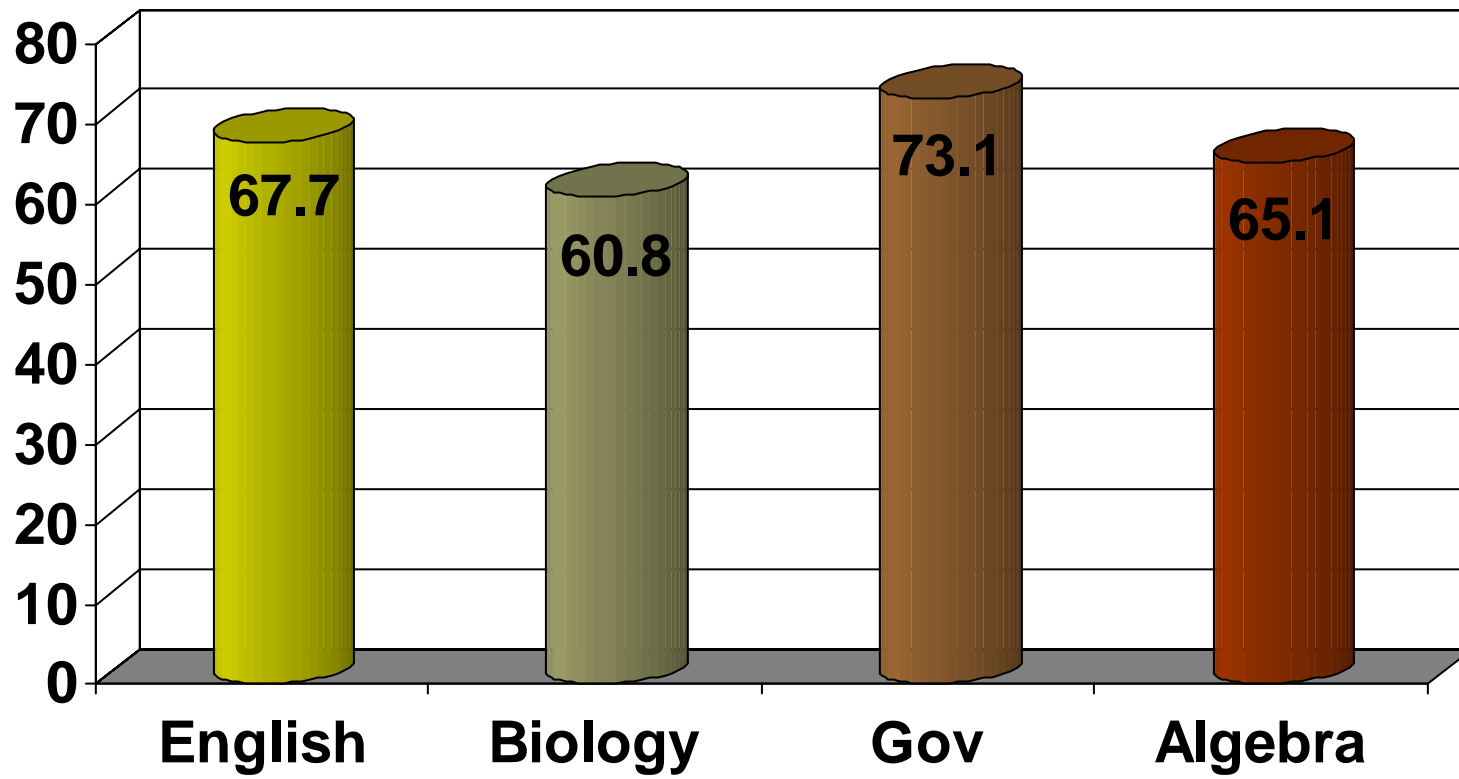


HIGH SCHOOL ASSESSMENTS

- While the previous chart gives us a sense of our overall progress for the County as a whole, that data is difficult to make sense of in part because everyone tested (whether in 7th or 12th grade, first time or third time test taker) is included.
- Many members of the Class of 2009 have taken all four tests for the first time. This provides our first look at the pass rates for those students and a clearer focus for this presentation.

HIGH SCHOOL ASSESSMENTS

Pass rate by subject for C/O 2009

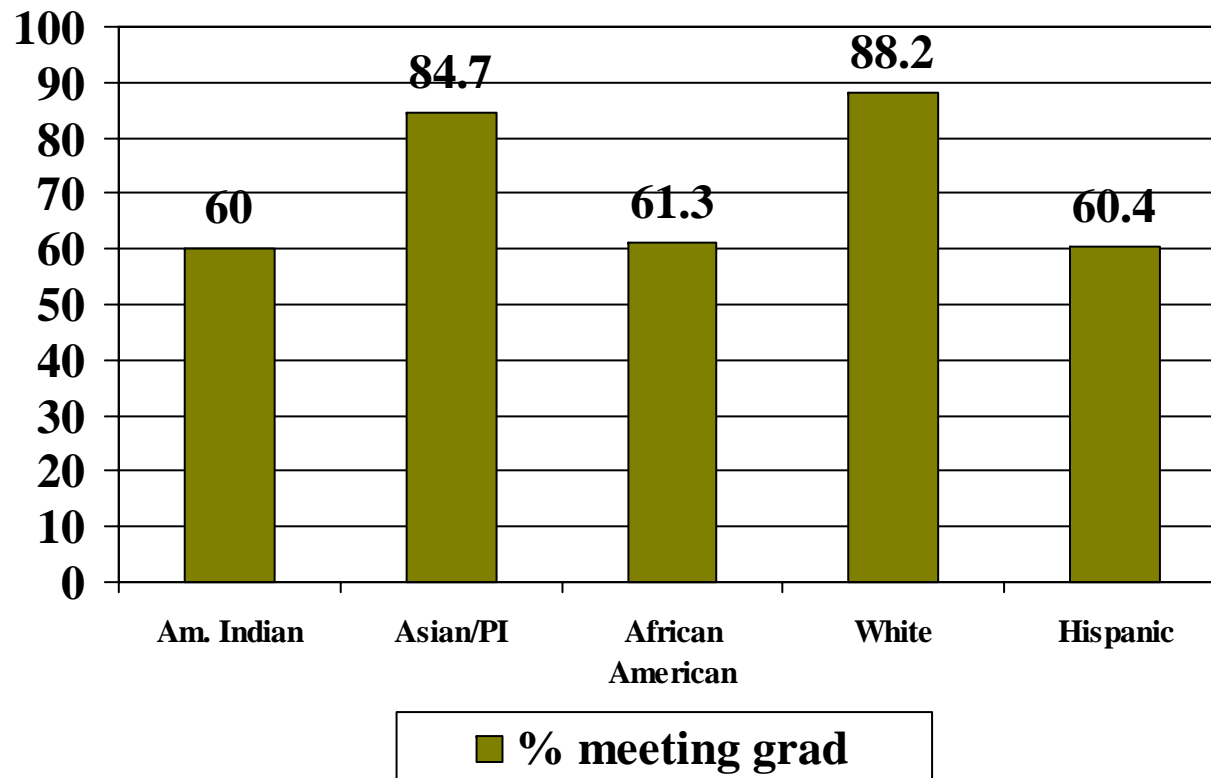




HIGH SCHOOL ASSESSMENTS

- **Class of 2009 that have met the graduation requirement: 64%**
 - 51.1% passed all four tests
 - 12.9% met the graduation rate by way of the total combined passing score option.

HIGH SCHOOL ASSESSMENTS





HIGH SCHOOL ASSESSMENTS

- Four schools have more than 70% of their students who have met the HSA graduation requirement.

■ Eleanor Roosevelt	91.7%
■ Charles Herbert Flowers	75.6%
■ High Point	72.4%
■ Bowie	72.1%



HIGH SCHOOL ASSESSMENTS

- Seven schools have between 60.0% and 69.9% of their students who have met the HSA graduation requirement.
 - Laurel 68.5%
 - Northwestern 68.1%
 - Dr Henry A. Wise Jr. 68.0%
 - Gwynn Park 64.4%
 - Oxon Hill 63.3%
 - Frederick Douglass 63.2%
 - Duval 60.4%



MIDDLE SCHOOL PARTICIPATION IN HIGH SCHOOL ASSESSMENTS

High School Assessments are end-of-course tests, not grade level-specific exams. As a result, our county has a number of students take Algebra while in middle school, usually 7th or 8th grade, and take the HSA as middle school students.

Since the introduction of the HSAs, the average passing rate for those students has been at or above 90%.

In 2006-2007, 486 more students were tested in Algebra at the middle school level in 2007 than in 2006.



MIDDLE SCHOOL PARTICIPATION IN HIGH SCHOOL ASSESSMENTS

□ 2006 Middle School
Test Takers

■ 1662

□ Pass Rate

■ 93.6%

□ 2007 Middle School
Test Takers

■ 2148

□ Pass Rate

■ 90%



MIDDLE SCHOOL PARTICIPATION IN HIGH SCHOOL ASSESSMENTS

Samuel Ogle

2006	61 test takers	100% proficient+
------	----------------	------------------

2007	112 test takers	100% proficient+
------	-----------------	------------------

Stephen Decatur

2006	29 test takers	96.6 proficient+
------	----------------	------------------

2007	92 test takers	97.8 proficient+
------	----------------	------------------

Dwight D. Eisenhower

2006	53 test takers	96.2 proficient+
------	----------------	------------------

2007	105 test takers	99.0 proficient+
------	-----------------	------------------



SUPPORT TO STUDENTS WHO NEED TO PASS HSA TESTS

ELO (Extended learning Opportunities)

Designed for first-time test-takers, this program is scheduled to begin in October and provides support for students while they are taking the coursework that leads to the HSA.

HSA Academic Intervention Program

Designed to provide leveled support to students who have taken and failed one or more tests.

- On-line tutoring support
- After school or Saturday programming
- During the day support and intervention coursework



SUPPORT TO STUDENTS WHO NEED TO PASS HSA TESTS

COMP-HSA

PGCPS is one of three counties that will pilot COMP-HSA in 2007-2008 for students in the Class of 2009 who have passed an Algebra course, but failed the Algebra/Data Analysis HSA at least two times. This will be a portfolio-based assessment.



HSA CALENDAR 2007-2008

- Four testing windows this year:
 - October 2007
 - January 2008
 - May 2008
 - Summer 2008